

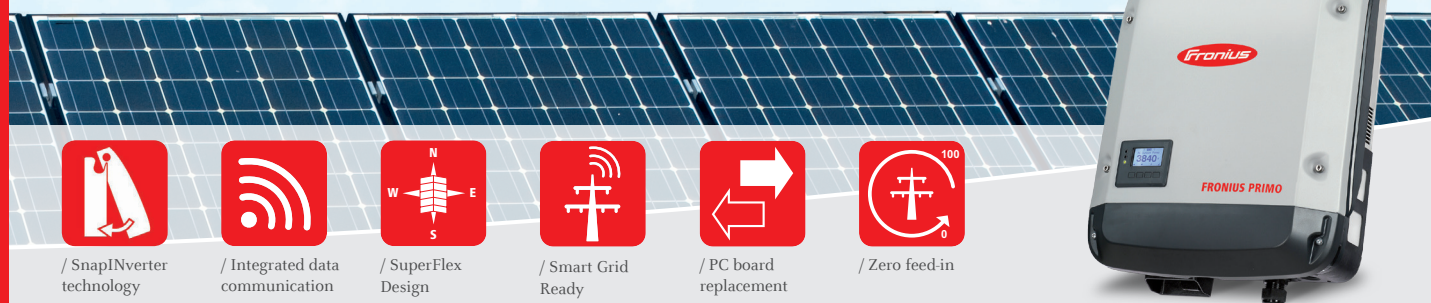
/ Perfect Welding / Solar Energy / Perfect Charging



SHIFTING THE LIMITS

FRONIUS PRIMO

/ Optimised energy management.



/ The Fronius Primo in power categories from 3.0 to 8.2 kW perfectly completes the SnapINverter generation. This single-phase, transformerless device is the ideal inverter for residential systems. Its innovative SuperFlex Design provides maximum flexibility in system design, while the SnapINverter mounting system makes installation and maintenance easier than ever before. The communication package included as standard, with WLAN, energy management, several interfaces and much more, allows the Fronius Primo to communicate with the user, the PV system and the grid.

TECHNICAL DATA FRONIUS PRIMO (3.0-1, 3.5-1, 3.6-1, 4.0-1, 4.6-1)

INPUT DATA	PRIMO 3.0-1	PRIMO 3.5-1	PRIMO 3.6-1 ¹⁾	PRIMO 4.0-1	PRIMO 4.6-1 ¹⁾
Max. input current ($I_{dc \max 1} / I_{dc \max 2}$)	12.0 A / 12.0 A				
Max. array short circuit current (MPP_1/MPP_2)	18.0 A / 18.0 A				
Min. input voltage ($U_{dc \min}$)	80 V				
Feed-in start voltage ($U_{dc \text{ start}}$)	80 V				
Nominal input voltage ($U_{dc, r}$)	710 V				
Max. input voltage ($U_{dc \max}$)	1,000 V				
Usable MPP voltage range ($U_{mpp \min} - U_{mpp \max}$)	80 V - 800 V				
MPP voltage range at nominal power ($U_{mpp \min} - U_{mpp \max}$)	200 - 800 V			210 - 800 V	240 - 800 V
Number of MPP trackers	2				
Number of DC connections	2 + 2				
Max total PV array size ($P_{dc \max}$)	4.5 kW _{peak}	5.3 kW _{peak}	5.5 kW _{peak}	6.0 kW _{peak}	6.9 kW _{peak}

OUTPUT DATA	PRIMO 3.0-1	PRIMO 3.5-1	PRIMO 3.6-1 ¹⁾	PRIMO 4.0-1	PRIMO 4.6-1 ¹⁾
AC nominal output ($P_{ac, r}$)	3,000 W	3,500 W	3,680 W	4,000 W	4,600 W
Max. output power	3,000 VA	3,500 VA	3,680 VA	4,000 VA	4,600 VA
AC output current ($I_{ac \text{ nom}}$)	13.0 A	15.2 A	16.0 A	17.4 A	20.0 A
Grid connection (voltage range)	1 - NPE 220 V / 230 V (180 V - 270 V)				
Frequency (frequency range)	50 Hz / 60 Hz (45 - 65 Hz)				
Total harmonic distortion	< 5 %				
Power factor ($\cos \phi_{ac, r}$)	0.85 - 1 ind. / cap.				

¹⁾ Available upon request, conditions apply.

TECHNICAL DATA FRONIUS PRIMO (3.0-1, 3.5-1, 3.6-1, 4.0-1, 4.6-1)

GENERAL DATA	PRIMO 3.0-1	PRIMO 3.5-1	PRIMO 3.6-1 ¹⁾	PRIMO 4.0-1	PRIMO 4.6-1 ¹⁾
Dimensions (height x width x depth)	645 x 431 x 204 mm				
Weight	21.5 kg				
Degree of protection	IP 65				
Protection class	1				
Overvoltage category (DC / AC) ²⁾	2 / 3				
Night time consumption	< 1 W				
Inverter design	Transformerless				
Cooling	Regulated air cooling				
Installation	Indoor and outdoor installation				
Ambient temperature range	-40 - +55 °C				
Permitted humidity	0 - 100 %				
Max. altitude	4,000 m				
DC connection technology	4x DC+ and 4x DC- screw terminals 2.5 - 16 mm ²				
Mains connection technology	3-pole AC screw terminals 2.5 - 16 mm ²				
Certificates and compliance with standards	DIN V VDE 0126-1-1/A1, IEC 62109-1/2, IEC 62116, IEC 61727, AS 4777-2, AS 4777-3, G83/2, G59/3, CEI 0-21, VDE AR N 4105				

EFFICIENCY	PRIMO 3.0-1	PRIMO 3.5-1	PRIMO 3.6-1 ¹⁾	PRIMO 4.0-1	PRIMO 4.6-1 ¹⁾
Max. efficiency	97.9 %	98.0 %	98.0 %	98.0 %	98.0 %
European efficiency (η_{EU})	96.1 %	96.8 %	96.8 %	97.0 %	97.0 %
η at 5 % $P_{ac,r}$ ³⁾	80.8 / 82.5 / 82.5 %	80.8 / 82.5 / 82.5 %	80.8 / 82.5 / 82.5 %	80.8 / 82.5 / 82.5 %	80.8 / 82.5 / 82.5 %
η at 10 % $P_{ac,r}$ ³⁾	84.1 / 86.5 / 86.1 %	86.3 / 93.6 / 91.8 %	86.3 / 93.6 / 91.8 %	86.6 / 93.9 / 92.2 %	88.9 / 94.4 / 92.9 %
η at 20 % $P_{ac,r}$ ³⁾	90.3 / 95.5 / 94.8 %	91.6 / 96.2 / 95.2 %	91.6 / 96.2 / 95.2 %	92.2 / 96.7 / 95.6 %	93.0 / 97.0 / 95.9 %
η at 25 % $P_{ac,r}$ ³⁾	91.8 / 96.4 / 95.1 %	92.7 / 96.9 / 95.8 %	92.7 / 96.9 / 95.8 %	93.2 / 97.2 / 96.1 %	93.9 / 97.2 / 96.6 %
η at 30 % $P_{ac,r}$ ³⁾	92.7 / 96.9 / 96.0 %	93.5 / 97.2 / 96.3 %	93.5 / 97.2 / 96.3 %	94.0 / 97.2 / 96.8 %	94.5 / 97.3 / 96.9 %
η at 50 % $P_{ac,r}$ ³⁾	94.5 / 97.4 / 97.0 %	95.0 / 97.7 / 97.3 %	95.0 / 97.7 / 97.3 %	95.2 / 97.8 / 97.4 %	95.6 / 97.9 / 97.6 %
η at 75 % $P_{ac,r}$ ³⁾	95.4 / 97.9 / 97.7 %	95.6 / 97.8 / 97.8 %	95.6 / 97.8 / 97.8 %	95.8 / 97.9 / 97.8 %	96.0 / 97.9 / 97.8 %
η bei 100 % $P_{ac,r}$ ³⁾	95.7 / 97.9 / 97.8 %	95.8 / 98.0 / 97.8 %	95.8 / 98.0 / 97.8 %	95.9 / 98.0 / 97.9 %	96.2 / 97.9 / 98.0 %
MPP adaptation efficiency	> 99.9 %				

PROTECTIVE DEVICES	PRIMO 3.0-1	PRIMO 3.5-1	PRIMO 3.6-1 ¹⁾	PRIMO 4.0-1	PRIMO 4.6-1 ¹⁾
DC insulation measurement	Yes				
Overload behaviour	Operating point shift. Power limitation				
DC disconnecter	Yes				
Reverse polarity protection	Yes				

INTERFACES	PRIMO 3.0-1	PRIMO 3.5-1	PRIMO 3.6-1 ¹⁾	PRIMO 4.0-1	PRIMO 4.6-1 ¹⁾
WLAN / Ethernet LAN	Fronius Solar.web, Modbus TCP SunSpec, Fronius Solar API (JSON)				
6 inputs and 4 digital in/out	Interface to ripple control receiver				
USB (A socket) ⁴⁾	Datalogging, inverter update via USB flash drive				
2x RS422 (RJ45 socket) ⁴⁾	Fronius Solar Net				
Signalling output ⁴⁾	Energy management (potential-free relay output)				
Datalogger and Webserver	Included				
External input ⁴⁾	S0-Meter Interface / Input for overvoltage protection				
RS485	Modbus RTU SunSpec or meter connection				

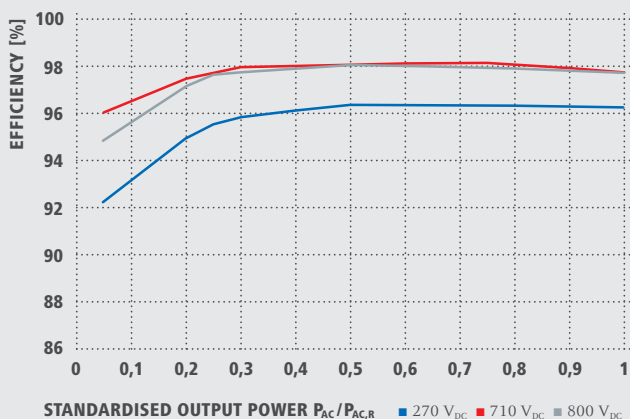
¹⁾ Available upon request, conditions apply.

²⁾ According to IEC 62109-1.

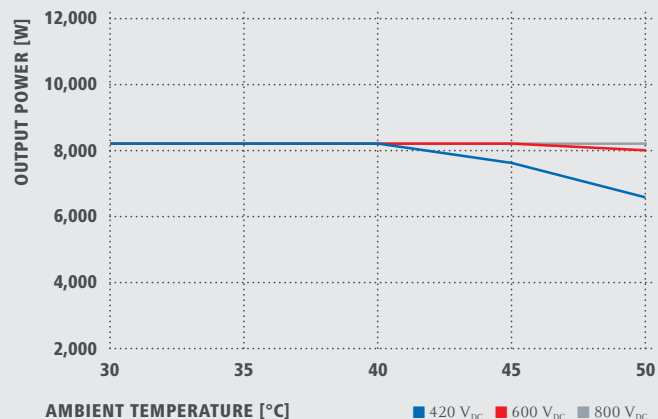
³⁾ And at $U_{mpp\ min}$ / $U_{dc,r}$ / $U_{mpp\ max}$.

⁴⁾ Also available in the light version.

FRONIUS PRIMO 8.2-1 EFFICIENCY CURVE



FRONIUS PRIMO 8.2-1 TEMPERATURE DERATING



TECHNICAL DATA FRONIUS PRIMO (5.0-1, 5.0-1 AUS, 6.0-1, 8.2-1)

INPUT DATA	PRIMO 5.0-1 ¹⁾	PRIMO 5.0-1 AUS	PRIMO 6.0-1	PRIMO 8.2-1
Max. input current ($I_{dc\ max\ 1} / I_{dc\ max\ 2}$)	12.0 A / 12.0 A		18.0 A / 18.0 A	
Max. array short circuit current (MPP ₁ /MPP ₂)	18.0 A / 18.0 A		27.0 A / 27.0 A	
Min. input voltage ($U_{dc\ min}$)		80 V		
Feed-in start voltage ($U_{dc\ start}$)		80 V		
Nominal input voltage ($U_{dc,r}$)		710 V		
Max. input voltage ($U_{dc\ max}$)		1,000 V		
Usable MPP voltage range ($U_{mpp\ min} - U_{mpp\ max}$)		80 V - 800 V		
MPP voltage range at nominal power ($U_{mpp\ min} - U_{mpp\ max}$)		240 - 800 V		270 - 800 V
Number of MPP trackers		2		
Number of DC connections		2 + 2		
Max. input voltage ($P_{dc\ max}$)	7.5 kW _{peak}	7.5 kW _{peak}	9.0 kW _{peak}	12.3 kW _{peak}

OUTPUT DATA	PRIMO 5.0-1 ¹⁾	PRIMO 5.0-1 AUS	PRIMO 6.0-1	PRIMO 8.2-1
AC nominal output ($P_{ac,r}$)	5,000 W	4,600 W	6,000 W	8,200 W
Max. output power	5,000 VA	5,000 VA	6,000 VA	8,200 VA
AC output current ($I_{ac\ nom}$)	21.7 A	21.7 A	26.1 A	35.7 A
Grid connection (voltage range)		1 - NPE 220 V / 230 V (180 V - 270 V)		
Frequency (frequency range)		50 Hz / 60 Hz (45 - 65 Hz)		
Total harmonic distortion		< 5 %		
Power factor ($\cos \varphi_{ac,r}$)		0.85 - 1 ind. / cap.		

GENERAL DATA	PRIMO 5.0-1 ¹⁾	PRIMO 5.0-1 AUS	PRIMO 6.0-1	PRIMO 8.2-1
Dimensions (height x width x depth)		645 x 431 x 204 mm		
Weight		21.5 kg		
Degree of protection		IP 65		
Protection class		1		
Overvoltage category (DC / AC) ²⁾		2 / 3		
Night time consumption		< 1 W		
Inverter design		Transformerless		
Cooling		Regulated air cooling		
Installation		Indoor and outdoor installation		
Ambient temperature range		-40 - +55 °C		
Permitted humidity		0 - 100 %		
Max. altitude		4,000 m		
DC connection technology		4x DC+ and 4x DC- screw terminals 2.5 - 16 mm ²		
Mains connection technology		3-pole AC screw terminals 2.5 - 16 mm ²		
Certificates and compliance with standards		DIN V VDE 0126-1-1/A1, IEC 62109-1/-2, IEC 62116, IEC 61727, AS 4777-2, AS 4777-3, G83/2, G59/3, CEI 0-21, VDE AR N 4105		

¹⁾ Available upon request, conditions apply.

²⁾ According to IEC 62109-1.

EFFICIENCY	PRIMO 5.0-1	PRIMO 5.0-1 AUS	PRIMO 6.0-1	PRIMO 8.2-1
Max. efficiency	98.0 %	98.0 %	98.0 %	98.1 %
European efficiency (η_{EU})	97.1 %	97.1 %	97.3 %	97.5 %
η at 5 % $P_{ac,r}^{1)}$	80.8 / 82.5 / 82.5 %	80.8 / 82.5 / 82.5 %	84.6 / 86.5 / 86.0 %	85.5 / 89.6 / 88.5 %
η at 10 % $P_{ac,r}^{1)}$	89.6 / 94.8 / 93.1 %	89.6 / 94.8 / 93.1 %	90.5 / 95.5 / 94.6 %	92.2 / 96.0 / 94.8 %
η at 20 % $P_{ac,r}^{1)}$	93.4 / 97.2 / 96.2 %	93.4 / 97.2 / 96.2 %	94.0 / 97.2 / 96.8 %	94.9 / 97.4 / 97.2 %
η at 25 % $P_{ac,r}^{1)}$	94.1 / 97.3 / 96.8 %	94.1 / 97.3 / 96.8 %	94.7 / 97.4 / 97.0 %	95.5 / 97.7 / 97.6 %
η at 30 % $P_{ac,r}^{1)}$	94.7 / 97.4 / 97.0 %	94.7 / 97.4 / 97.0 %	95.1 / 97.6 / 97.3 %	95.8 / 97.9 / 97.7 %
η at 50 % $P_{ac,r}^{1)}$	95.8 / 97.9 / 97.7 %	95.8 / 97.9 / 97.7 %	96.0 / 97.9 / 97.8 %	96.3 / 98.0 / 98.0 %
η at 75 % $P_{ac,r}^{1)}$	96.1 / 98.0 / 97.9 %	96.1 / 98.0 / 97.9 %	96.2 / 98.0 / 98.0 %	96.3 / 98.1 / 97.9 %
η at 100 % $P_{ac,r}^{1)}$	96.2 / 97.9 / 97.9 %	96.2 / 97.9 / 97.9 %	96.2 / 98.0 / 97.9 %	96.2 / 97.7 / 97.7 %
MPP adaptation efficiency	> 99.9 %			

PROTECTIVE DEVICES	PRIMO 5.0-1	PRIMO 5.0-1 AUS	PRIMO 6.0-1	PRIMO 8.2-1
DC insulation measurement	Yes			
Overload behaviour	Operating point shift, power limitation			
DC disconnecter	Yes			
Reverse polarity protection	Yes			

INTERFACES	PRIMO 5.0-1	PRIMO 5.0-1 AUS	PRIMO 6.0-1	PRIMO 8.2-1
WLAN / Ethernet LAN	Fronius Solar.web, Modbus TCP SunSpec, Fronius Solar API (JSON)			
6 inputs and 4 digital in/out	Interface to ripple control receiver			
USB (A socket) ²⁾	Datalogging, inverter update via USB flash drive			
2x RS422 (RJ45 socket) ²⁾	Fronius Solar Net			
Signalling output ²⁾	Energy management (potential-free relay output)			
Datalogger and Webserver	Included			
External input ²⁾	S0-Meter Interface / Input for overvoltage protection			
RS485	Modbus RTU SunSpec or meter connection			

¹⁾ And at $U_{mpp\ min} / U_{dc,r} / U_{mpp\ max}$.

²⁾ Also available in the light version.

/ Perfect Welding / Solar Energy / Perfect Charging

WE HAVE THREE DIVISIONS AND ONE PASSION: SHIFTING THE LIMITS OF POSSIBILITY.

/ Whether welding technology, photovoltaics or battery charging technology – our goal is clearly defined: to be the innovation leader. With around 3,300 employees worldwide, we shift the limits of what's possible - our record of over 900 granted patents is testimony to this. While others progress step by step, we innovate in leaps and bounds. Just as we've always done. The responsible use of our resources forms the basis of our corporate policy.

Further information about all Fronius products and our global sales partners and representatives can be found at www.fronius.com

v05 May 2015 EN

Fronius Australia Pty Ltd.
90-92 Lambeck Drive
Tullamarine VIC 3043
Australia
pv-sales-australia@fronius.com
www.fronius.com.au

**5 PLUS 5
WARRANTY.**

**FOR ALL
STRING
INVERTERS.**

WARRANTY OFFER EXTENSION.

REGISTER AND GET A "5 PLUS 5" WARRANTY FOR FREE UNTIL DECEMBER 31, 2019.

/ Offer valid for all string inverters¹ installed & registered between 01/01/2016 and 31/12/2019.²

/ Offer consists of an additional 5 years Fronius Warranty on top of the standard 5 years Fronius Warranty Plus.³

/ Under the Fronius Warranty Plus, transport, labour & material costs will be covered by Fronius.

/ Under the Fronius Warranty, only the materials required to repair the inverter will be covered by Fronius.⁴

/ To redeem the "5 Plus 5" warranty, inverters have to be registered online by the end customer via www.solarweb.com⁵

¹ As of 18/09/2017, this offer is only valid on string inverters sold into the Australian and New Zealand markets by Fronius Australia

² Offer valid for the Fronius Symo 3.0 - 20.0 kW, Fronius Galvo 1.5 - 3.0 kW, Fronius Primo 3.0 - 8.2 kW, Fronius Symo Hybrid 3.0 - 5.0kW, Fronius Eco 25.0 - 27.0kW and Fronius IG Plus 2.6 - 12.0 kW.

³ To validate your data, we may ask you to provide your promotion certificate (obtained via online registration), purchase invoice, the serial number of the device and your commissioning report (in Australia: COES - Certificate of Electrical Safety).

⁴ Cost for transport and labour are not included under the Fronius Warranty.

⁵ End customers must register the inverter on www.solarweb.com. Terms and conditions apply.

For terms and conditions see www.fronius.com/solar/warranty

Please note: For those purchasing Fronius products in New Zealand, full local warranty support is provided through Fronius Authorised Sales Partner, Taspac Energy Ltd. This includes service, repairs and replacement. If Fronius products purchased in New Zealand have not been purchased through Taspac Energy Ltd then full local warranty support will not apply and claims must be processed in Australia. This may result in the inverter being shipped back to Australia for service or replacement. In this case, costs to remove the defective product and international freight will be the customer's responsibility.

5 PLUS 5 WARRANTY

**5 YEARS
FRONIUS WARRANTY PLUS**

**5 YEARS
FRONIUS WARRANTY**

**UPON
REGISTRATION⁵**

/ Perfect Welding / Solar Energy / Perfect Charging

THREE BUSINESS UNITS, ONE GOAL: TO SET THE STANDARD THROUGH TECHNOLOGICAL ADVANCEMENT.

What began in 1945 as a one-man operation now sets technological standards in the fields of welding technology, photovoltaics and battery charging. Today, the company has around 3,800 employees worldwide and 1,242 patents for product development show the innovative spirit within the company. Sustainable development means for us to implement environmentally relevant and social aspects equally with economic factors. Our goal has remained constant throughout: to be the innovation leader.

Further information about all Fronius products and our global sales partners and representatives can be found at www.fronius.com

v08 Aug 2017 EN